



### District Report Card: 2017


<b>State:</b> Telangana	<b>District:</b> KHAMMAM
<b>Class:</b> 8	<b>Subject:</b> Mathematics
<b>Schools:</b> 51	<b>Students:</b> 1267


### Participation/Coverage


#### Students

<b>GENDER</b> 	Boys		Girls	
	Number	%	Number	%
	572	45.15	695	54.85

<b>AREA</b> 	Rural		Urban	
	Number	%	Number	%
	992	78.30	275	21.70

<b>CATEGORY</b> 	SC		ST		OBC		GEN	
	Number	%	Number	%	Number	%	Number	%
	373	29.44	310	24.47	553	43.65	31	2.45

<b>CWSN</b> 	LD	VI	HI	S&LD	ID	Oth
	2	1	2	2	4	24

<b>MANAGEMENT</b> 	Government		Government-aided	
	Number	%	Number	%
	1198	94.55	69	5.45

### Average Performance of Students in EVS (%)

Overall	Gender		Area		Management		Social Group			
	Male	Female	Rural	Urban	Govt.	Aided	SC	ST	OBC	GEN
38.89	41.64	36.62	40.03	34.76	39.40	29.95	39.11	34.67	41.17	37.85

## Performance on Learning Outcomes (LOs)

Learning Outcomes	Description	Average Performance(%)
M601	Solves problems involving large numbers by applying appropriate operations	37.77
M606	Solves problems on daily life situations involving addition and subtraction of fractions / decimals	34.80
M620	Finds out the perimeter and area of rectangular objects in the surroundings like floor of the class room, surfaces of a chalk box etc.	36.74
M621	Arranges given/collected information in the form of table, pictograph and bar graph and interprets them	38.87
M702	Interprets the division and multiplication of fractions	34.25
M705	Solves problems related to daily life situations involving rational numbers	41.52
M706	Uses exponential form of numbers to simplify problems involving multiplication and division of large numbers.	34.50
M707	Adds/subtracts algebraic expressions	38.28
M710	Solves problems related to conversion of percentage to fraction and decimal and vice versa	25.60
M717	Finds out approximate area of closed shapes by using unit square grid/ graph sheet	32.92
M719	Finds various representative values for simple data from her/his daily life contexts like mean, median and mode	52.57
M721	Interprets data using bar graph such as consumption of electricity is more in winters than summer	47.69
M801	Generalises properties of addition, subtraction, multiplication and division of rational numbers through patterns	34.18
M802	Finds rational numbers between two given rational numbers	41.65
M803	Proves divisibility rules of 2, 3, 4, 5, 6, 9 and 11	48.59
M804	Finds squares, cubes, square roots and cube roots of numbers using different methods.	36.72
M808	Use various algebraic identities in solving problems of daily life.	51.83
M812	Verifies properties of parallelogram and establishes the relationship between them through reasoning	31.57
M818	Finds surface area and volume of cuboidal and cylindrical object	32.59
M819	Draws and interprets bar charts and pie charts	40.49

### Range of Performance of Students who Answered Correctly

Below 30%		30% - 50%		50% - 75%		Above 75%	
Number	%	Number	%	Number	%	Number	%
512	40.41	430	33.94	238	18.78	87	6.87

## **Lowest Performing Learning Outcomes (LOs)**

1. Solves problems related to conversion of percentage to fraction and decimal and vice versa (25.6)
2. Verifies properties of parallelogram and establishes the relationship between them through reasoning (31.57)
3. Finds surface area and volume of cuboidal and cylindrical object (32.59)
4. Finds out approximate area of closed shapes by using unit square grid/ graph sheet (32.92)
5. Generalises properties of addition, subtraction, multiplication and division of rational numbers through patterns (34.18)

**CSWN:** **LD-** Locomotor Disability; **VI-** Visual Impairment; **HI-** Hearing Impairment;  
**S&LD-** Speech and Language Disability; **ID-** Intellectual Disability; **Oth-** Other Disabil